

# 学生获取采集码流程

## Procedure for Students to Obtain Collection Code

共有三种渠道可获取采集码。

There are three ways to obtain the collection code.

### 一、学信网学信档案（手机端和 pc 端流程一致）

#### I. Academic records on China Higher-education Student Information

#### website (CHSI) (The process is the same for both mobile and PC)

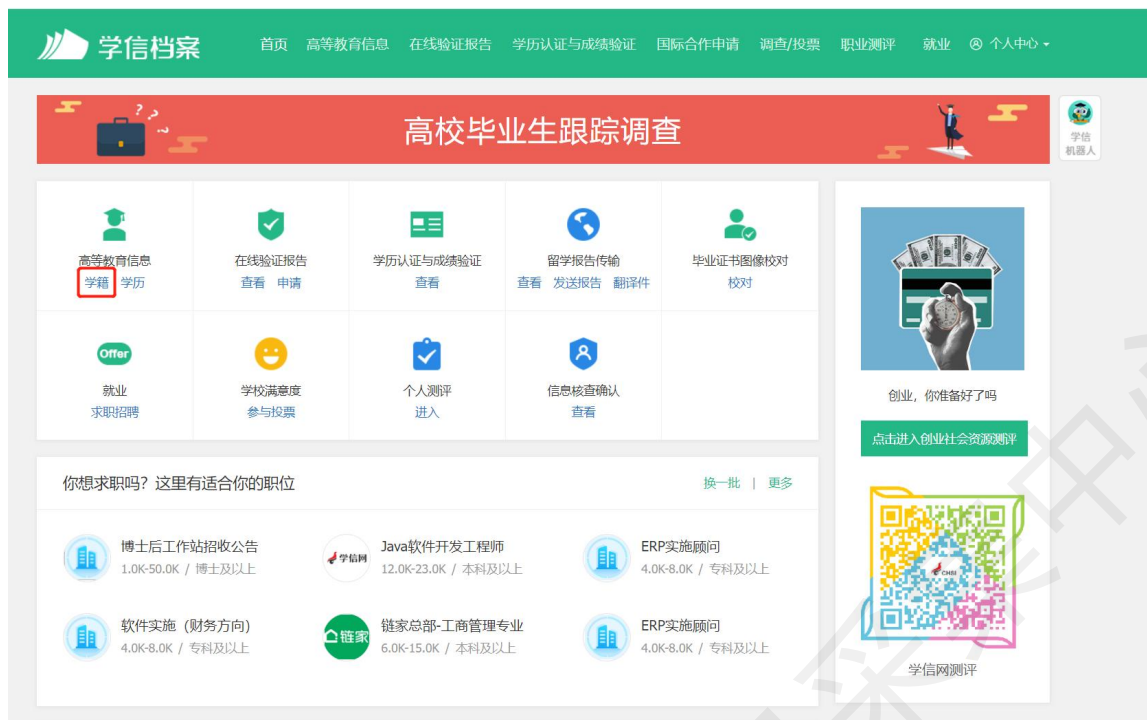
1. 登录学信网学信档案

1. Log in to the CHSI website and access the academic record.

The screenshot shows the CHSI website homepage. The navigation menu at the top includes: 首页, 学籍查询, 学历查询, 在线验证, 出国教育背景服务, 图像校对, **学信档案** (highlighted with a red box), 高考, 研招, 港澳台招生, 征兵, 就业, 学职平台. The main content area features a large banner for the "2022 Study in Hong Kong and Macao" symposium. Below the banner, there are sections for "快速入口" (Quick Links) and "学籍学历信息查询与认证服务" (Academic Record Query and Authentication Services). The "学籍档案" (Academic Record) section is highlighted with a red box and contains a "登录" (Login) button, also highlighted with a red box. Other sections include "学籍学历查询", "学籍学历认证", "出国教育背景信息服务", and "在线验证报告".

2. 查看本人学籍信息

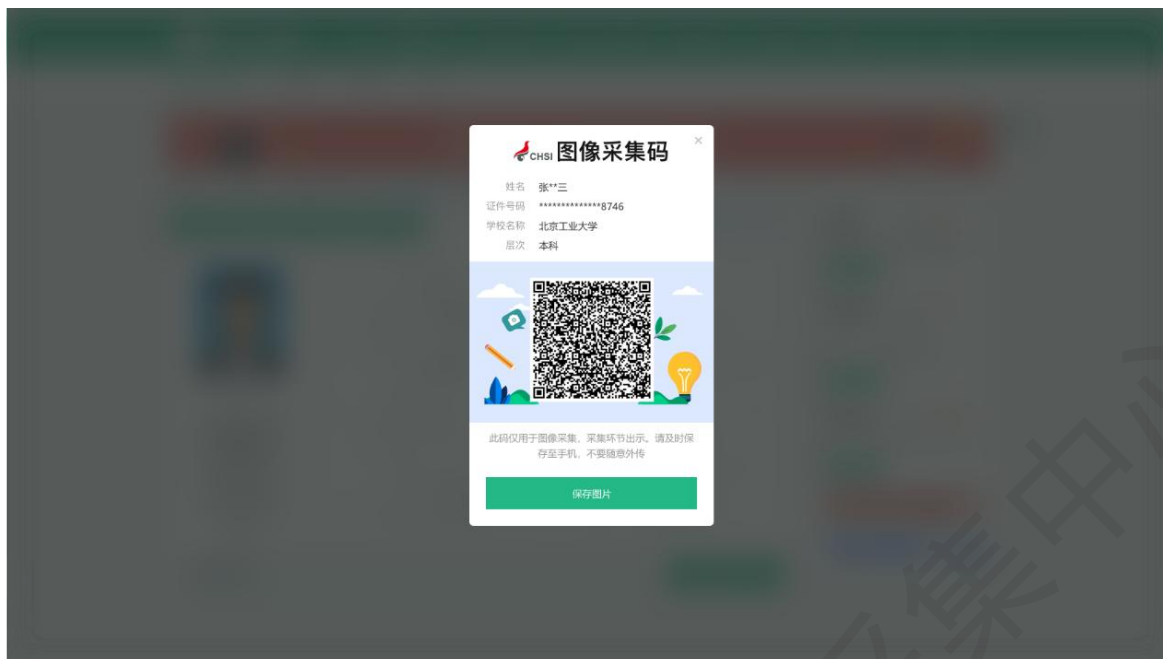
2. View personal academic record information



3. 选择学籍，查看对应采集码并保存图片

3. Select the academic record, view the corresponding collection code, and save the image.



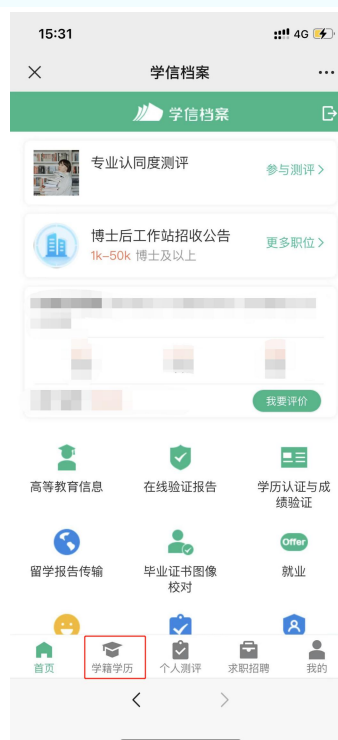



## 二、“学信网”微信公众号（最便捷）

### II. "CHSI" WeChat Official Account (The Most Convenient Way)

1.关注学信网公众号，绑定学信网账号，点击“学信账号”，查看学籍学历信息

1.Follow the CHSI official account on WeChat, link it to your CHSI account, click on "CHSI Account," and view academic and educational information.



2. 选择学籍，查看对应采集码

2. Select the academic record, view the corresponding collection code.

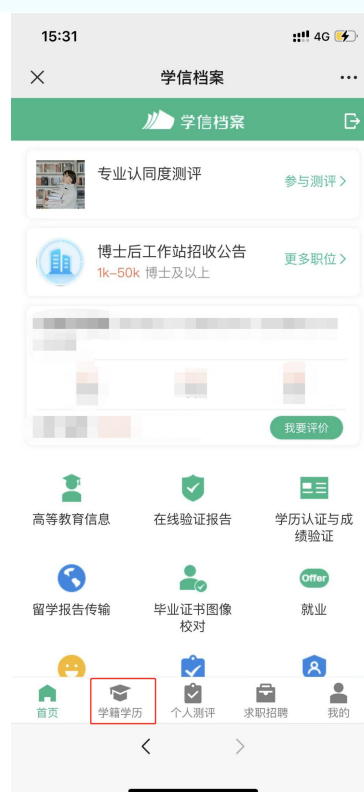


### 三、学信网 APP

#### III. CHSI Mobile App

1. 登录学信网 APP , 点击 “学籍查询” , 查看学籍学历信息

1. Log in to the CHSI mobile app, click on "Academic Record Inquiry," and view academic and educational information.



2.选择学籍，查看对应采集码

2.Select the academic record, view the corresponding collection code.



### 提示

- 1.登陆学信网下载图像采集码请使用学信网学籍注册时的护照号（如申请新护照，请用当时的护照号）和密码；
- 2.提前 2 天下载好图像采集码；
- 3.通过关注“学信网”微信公众号获取图像采集码的方式最为便捷。

### Reminder

1. To download the Image Collection Code on the Student Information Network, please use the passport number (if applying for a new passport, use the passport number at the time of registration) and password used during the enrollment registration on the Student Information Network.
2. Download the Image Collection Code at least 2 days in advance.
3. The most convenient way to obtain the Image Collection Code is by following the "Student Information Network" official WeChat account.